

新しいマークアップ環境に キャッチアップ！

2013.12.14

CSS Nite LP, Disk 31 : Shift7

益子 貴寛、小山田 晃浩

益子 貴寛

Twitter: @takahiromashiko

株式会社サイバーガーデン

**なんでも知っておかないとマズい
ディレクター
という立ち位置**





小山田 晃浩

Twitter: @yomotsu

株式会社ピクセルグリッド

**バリバリの
フロントエンドエンジニア
という立ち位置**

コンビ3年目

これまでの内容は当たったのか!?

CSSnITE

Shift 5

2011-2012

2011年のマークアップは...

**HTML5が
ますます使われるようになった**

2011年のマークアップは...

**HTML5 Boilerplateが
参考になった**

2011年のCSSは...

リセット → ノーマライズ

2011年のCSSは...

**新しいデバイスで
CSS3がどんどんサポートされている**

2011年のCSSは...

**デスクトップ向けデザインでも
CSS3が使われるようになった**

2011年のCSSは...

**日本ではレスポンシブWebデザインは
あまり流行していない**

2011年のCSSは...

CSS拡張メタ言語が普及した

2011年のJavaScriptは...

**APIsは一部が使われ始めた
(storage、history、geolocationなど)**



Backbone.js

Underscore.js



CSSnITE

Shift6

2012-2013

1

HTML5が
当たり前になってきた

2

HTML5新要素以外も
つかわれはじめた

3

HTML5 APIを
使ったサイトもぞくぞく

4

HTML5は2014年に勧告に

5

CSS3デザインが
広く普及

6

HTML.next と CSS4にも注目

7

進むRWDの普及

8

RWDとの向き合い方

**RWDは最適化ではなく
最大公約数的なデザイン**

9

Windows 8の登場とRWD

10

CSSプリプロセッサの普及

Sass、LESS、Stylus

11

ブラウザも
プリプロセッサに
対応しはじめた

12

JavaScriptプリプロセッサ
の普及

CoffeeScript、TypeScript、LiveScript

13

Graphic User Interface

GUIビルドツールの登場

CodeKit、LiveReload、Compass.app、SCOUT

14

Character User Interface

CUIビルドツールにも注目

grunt、Yeoman、Brunch

15

新しい制作環境づくりの
ポイント

**CSSプリプロセッサと
ビルド環境を使おう**

16

Internet Explorer 10の登場

17

古いIEがどんどん対象外に

18

ターゲットブラウザと
制作の自由度を整理

19

画像はベクターにも注目

20

パフォーマンス最適化の
トレンド

**ファイルの結合、minify、
画像の再圧縮など**





2013年の
ボーダーライン?

HTML5の壁

10年前と
同じ表現

モダンなWebづくりの理想



東証一部上場企業
約1,700社以上の
DOCTYPE調査

DOCTYPE	割合
HTML5	9.4%
XHTML 1.1	0.4%
XHTML+RDFa 1.0	0.1%
XHTML 1.0	61.0%
HTML 4.01	24.8%
HTML 4.0	0.5%
なし	3.7%

HTML5 9.4%のうち、
それなりにきちんとセクション要素で
マークアップをしているのは、**59.4%**

CSS Preprocessor

**CSS3やマルチデバイスの登場で
コードは長く、複雑に...**

- 何度も書く色指定や幅指定

(コーポレートカラー、リンクカラー)

- ベンダープリフィックス

- 繰り返し使うclearfix

Sass

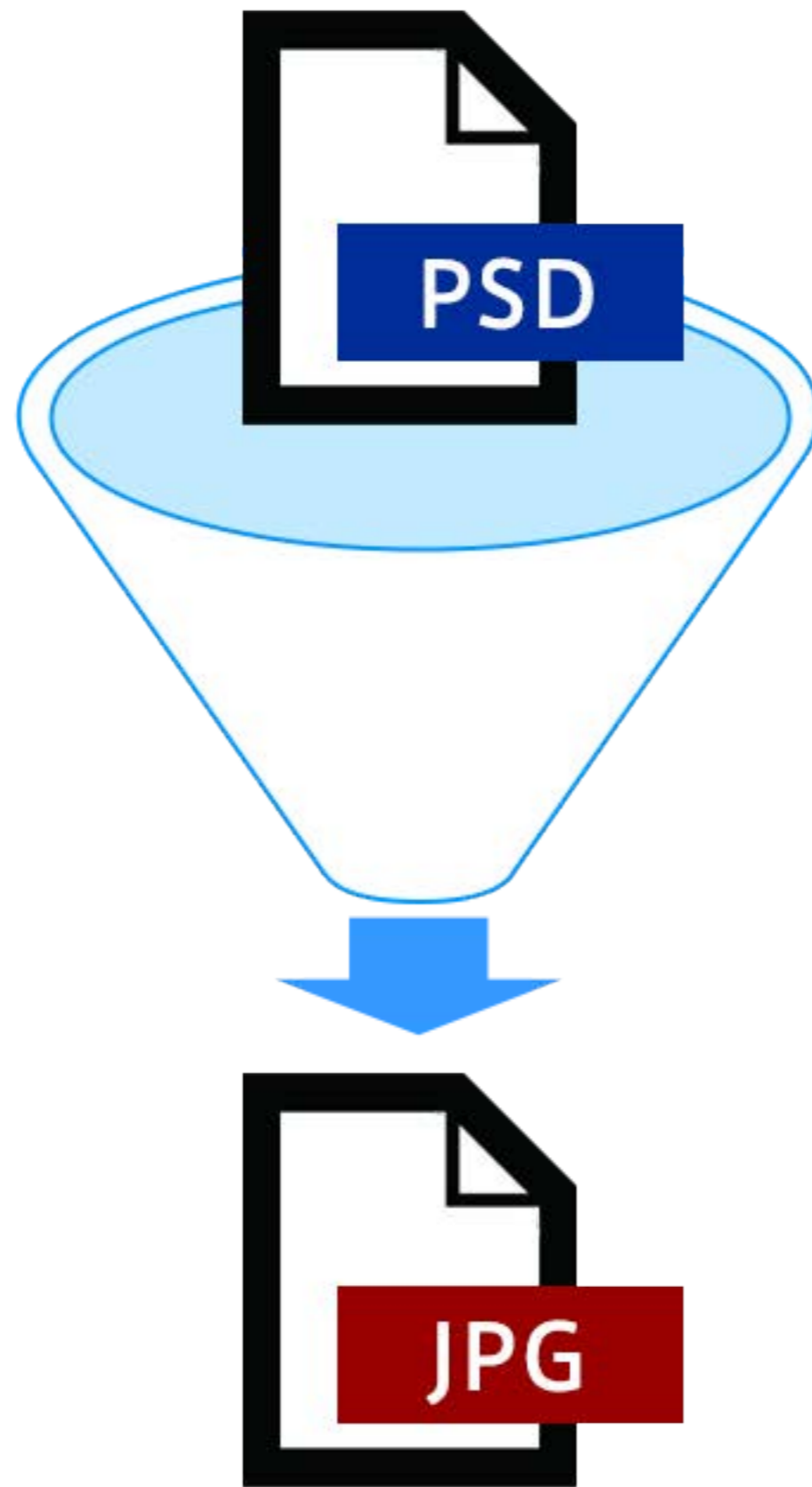
`less`

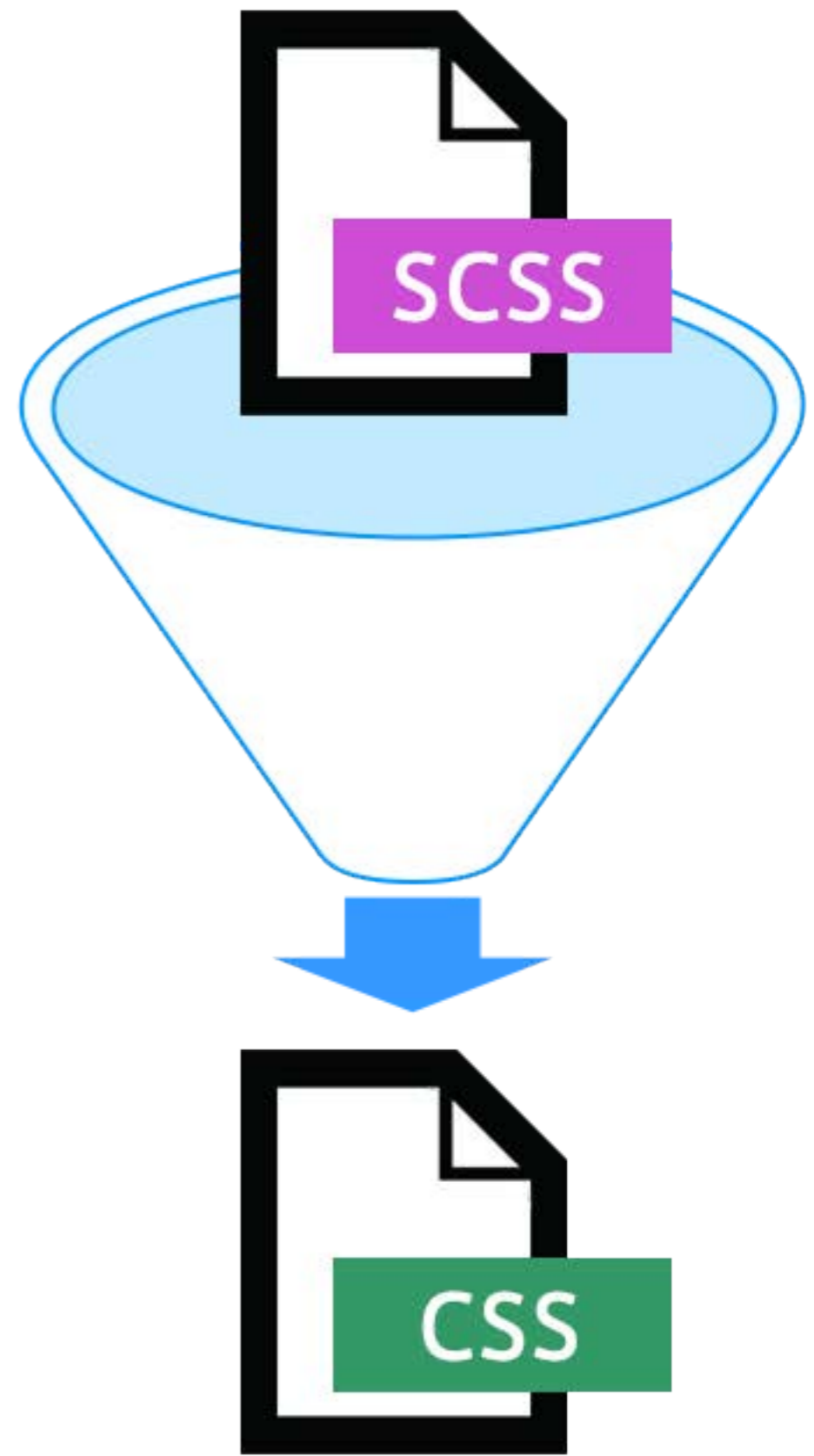
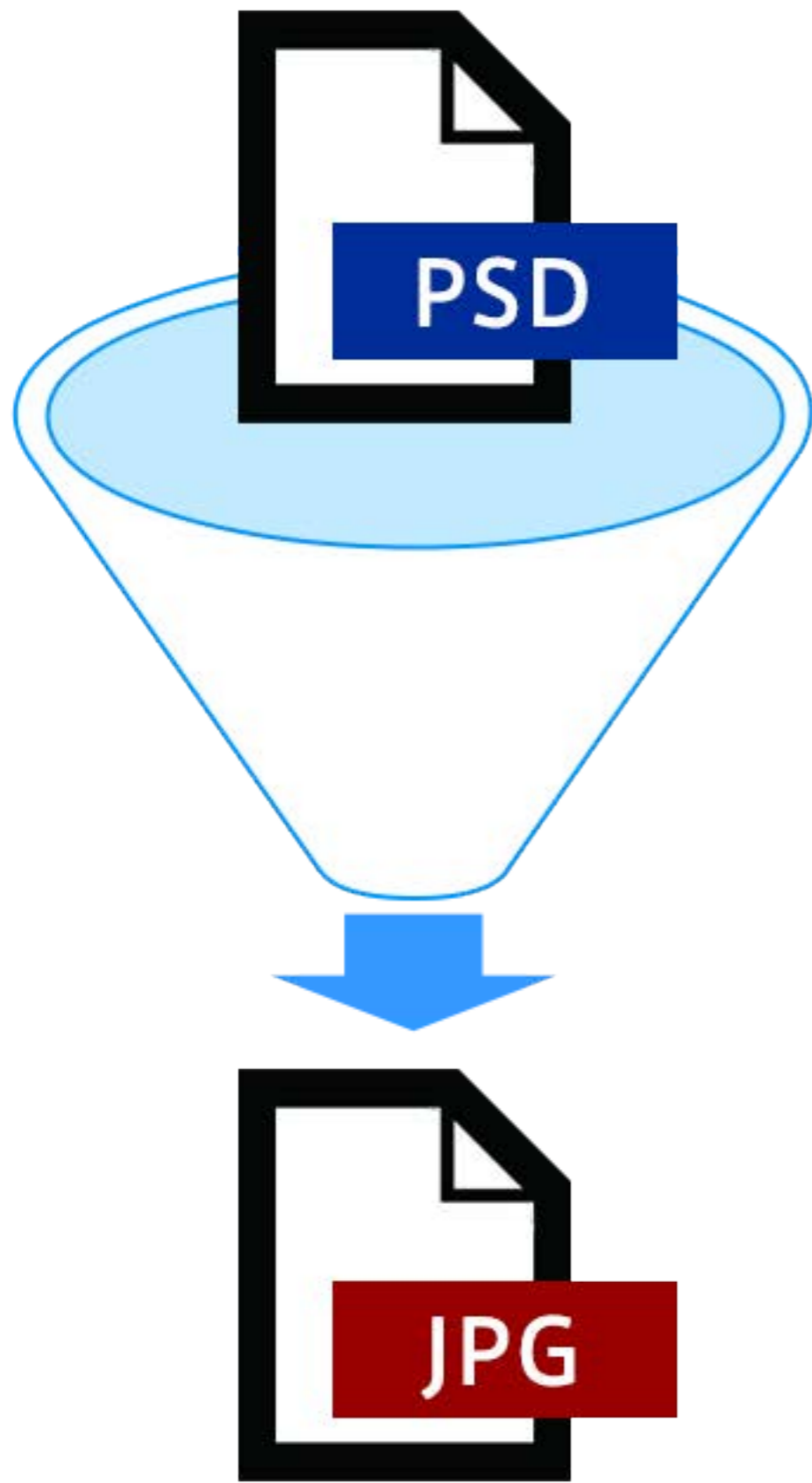
stylus

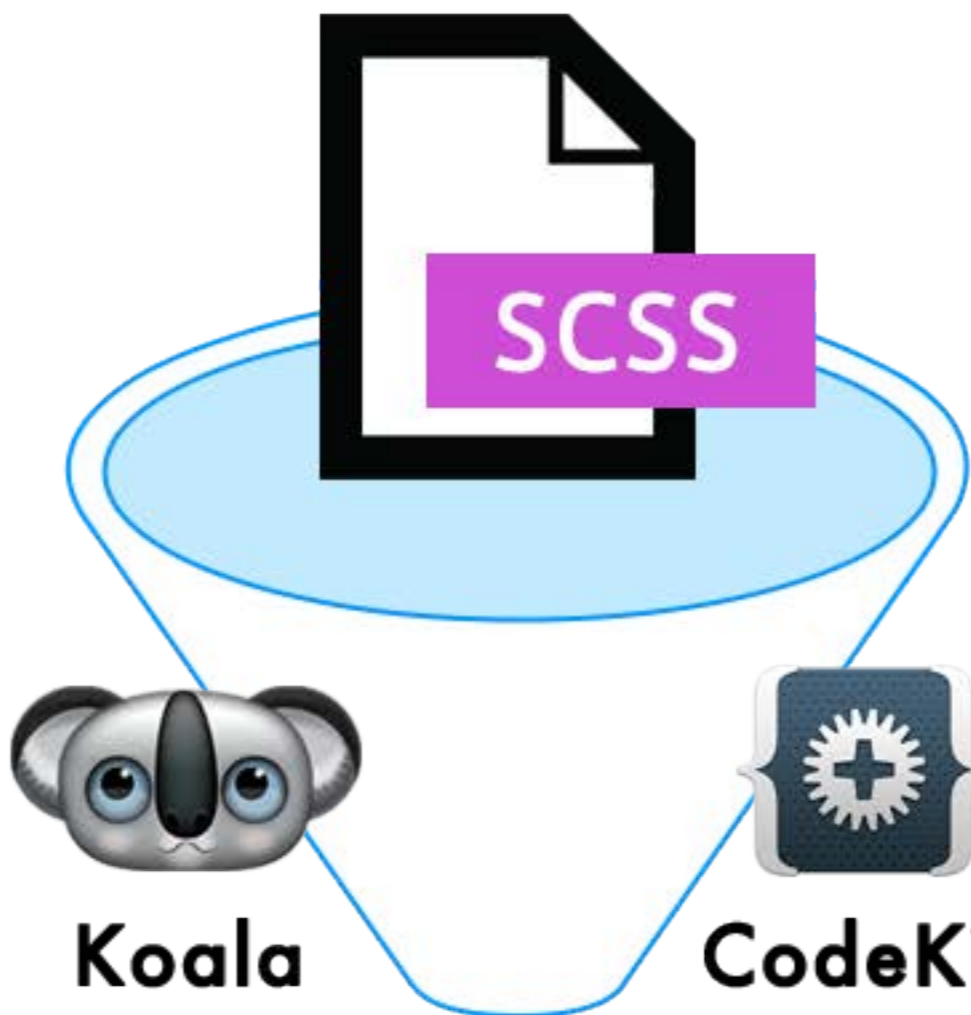
Sass

`less`

stylus







Koala

CodeKit



LiveReload



Sassを使ってコードを整理する

詳しくは、2014年2月15日 (土)

CSS Nite LP, Disk32で

Sass3.3にも期待



コンテンツのパーツ化

OOCSS, SMACSS, BEM and others

BEM?



每週土曜夜9時放送

妖怪人間ベム



BEM

Block

Element

Modifier

- パーツ化の考え方
- Class名の付け方

パーツ化の考え方

Tab1

Tab2

Tab3

Tab4

Tab5

Tab6

Heading Text!

[> see detail](#)

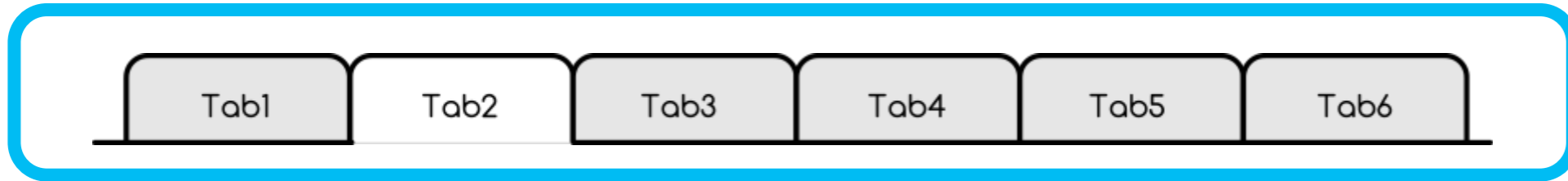


Lorem ipsum dolor sit amet, consectetur adipiscing elit, sed do eiusmod tempor incididunt ut labore et dolore magna aliqua. Ut enim ad minim veniam, quis nostrud exercitation ullamco laboris nisi ut aliquip ex ea commodo consequat.



Lorem ipsum dolor sit amet, consectetur adipiscing elit, sed do eiusmod tempor incididunt ut labore et dolore magna aliqua. Ut enim ad minim veniam, quis nostrud exercitation ullamco laboris nisi ut aliquip ex ea commodo consequat.

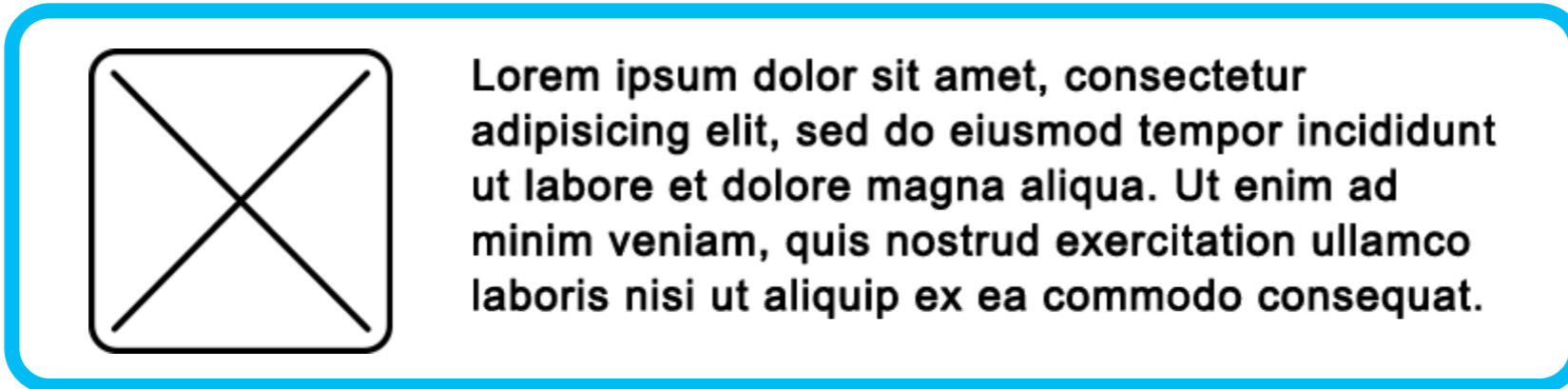




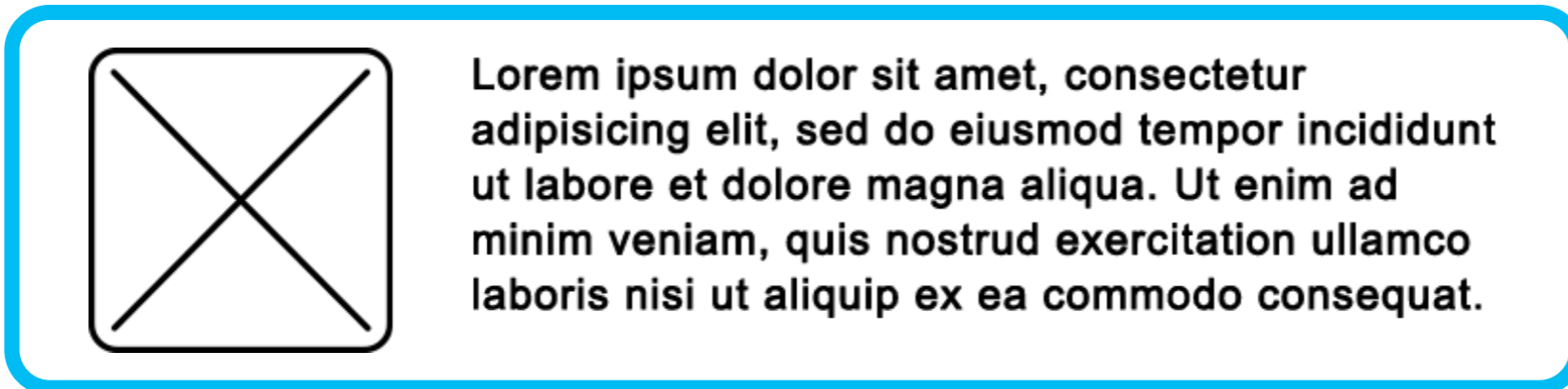
Block



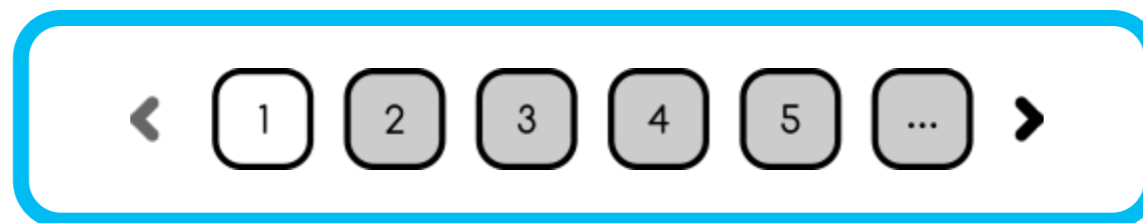
Block



Block

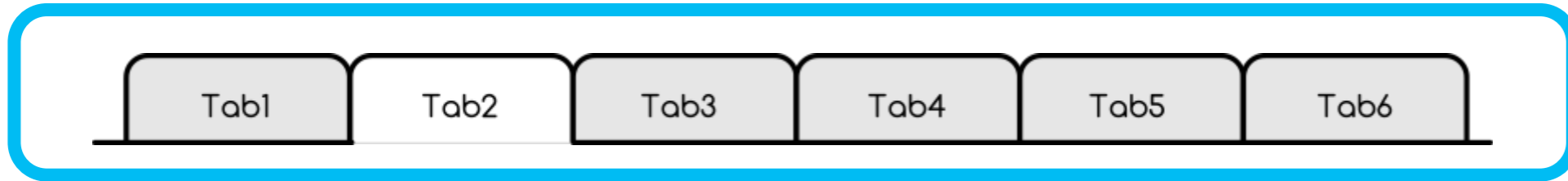


Block



Block

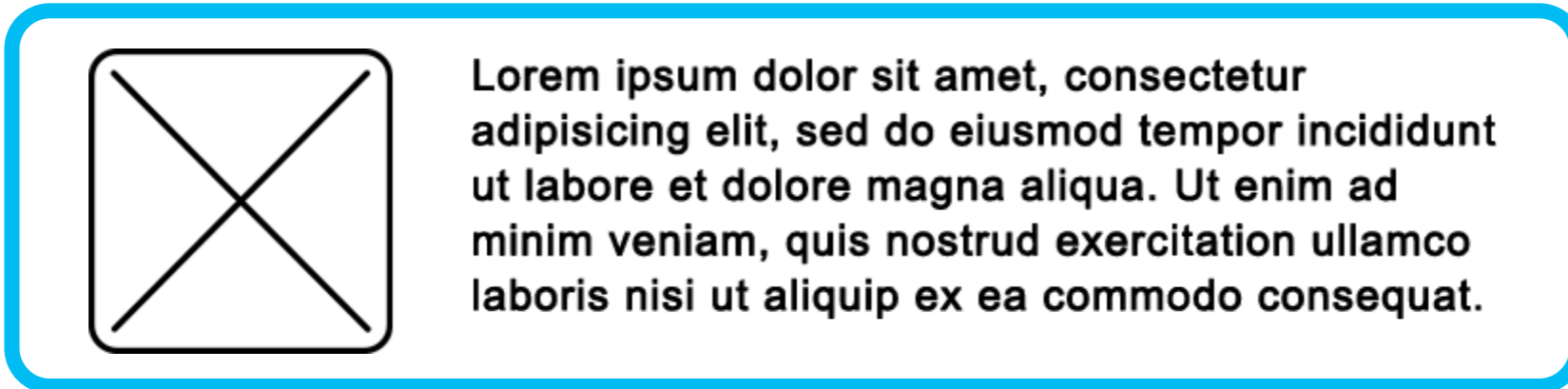




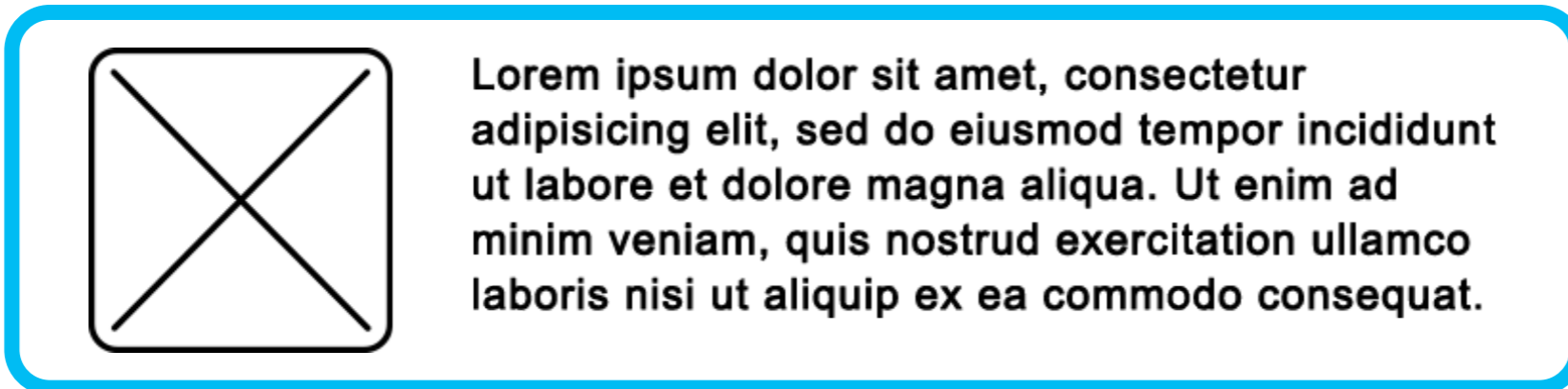
Block



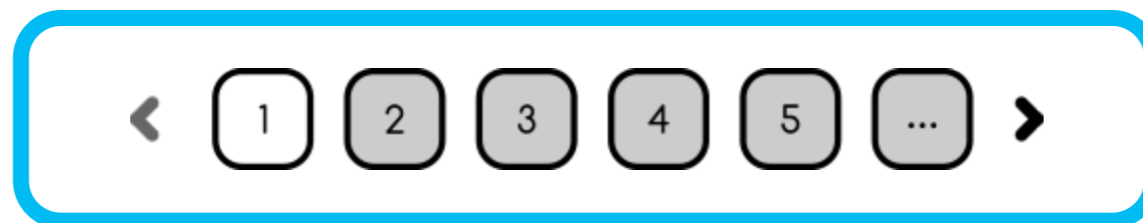
Block



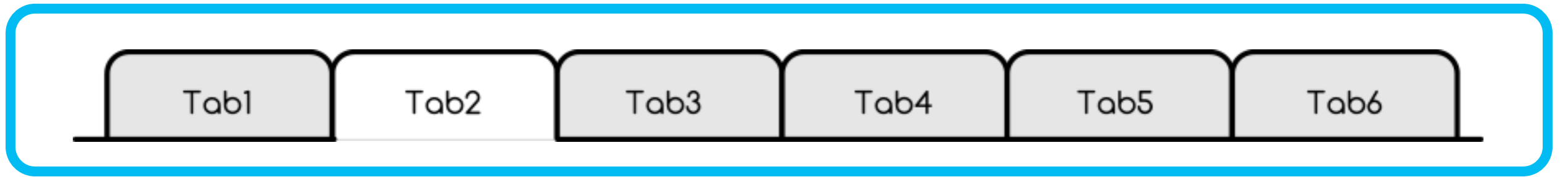
Block



Block



Block



Element

Element

Element



Element

Element

Element




modifier



Tab1

Tab2

Tab3



Heading Text!

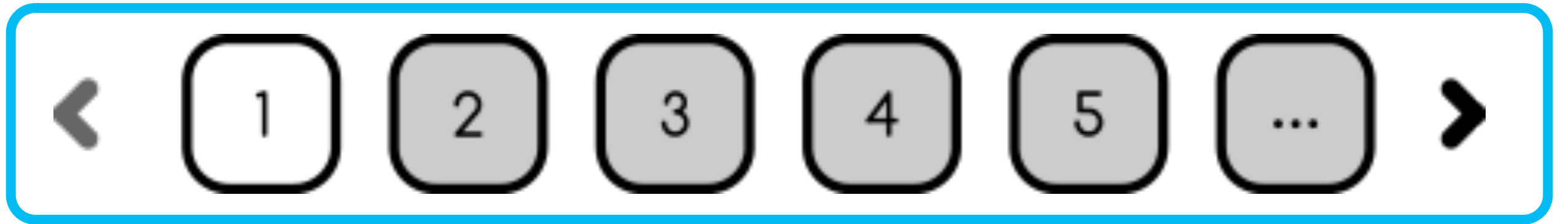
[> see detail](#)

Heading Text!

> see detail

Element

Element



Element

Element

Element

Element



Element

Element

Element

Element


modifier




modifier



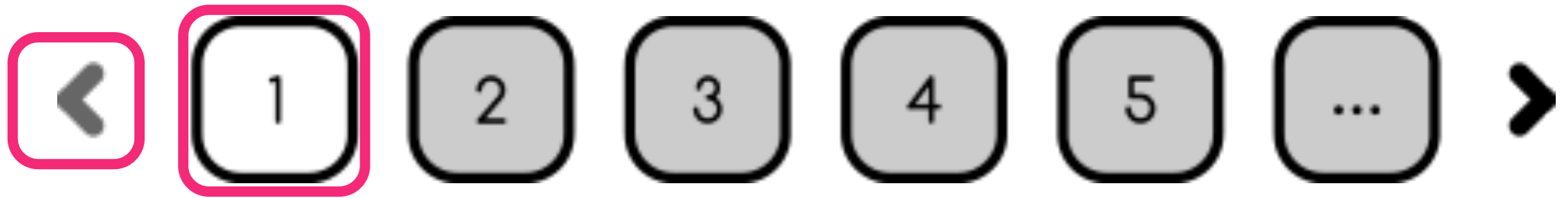
Class名の付け方



```
<div class="pagination">  
  <div class="pagination__prev">前</div>  
  <ul class="pagination__list">  
    <li class="pagination__item">1</li>  
    <li class="pagination__item">2</li>  
    <li class="pagination__item">3</li>  
  </ul>  
  <div class="pagination__next">次</div>  
</div>
```



```
<div class="pagination">  
  <div class="pagination__prev">前</div>  
  <ul class="pagination__list">  
    <li class="pagination__item">1</li>  
    <li class="pagination__item">2</li>  
    <li class="pagination__item">3</li>  
  </ul>  
  <div class="pagination__next">次</div>  
</div>
```

```
<div class="pagination">  
  <div class="pagination__prev  
    pagination__prev_disable_true">前</div>  
  <ul class="pagination__list">  
    <li class="pagination__item  
      pagination__item_current_true">1</li>  
    <li class="pagination__item">2</li>  
    <li class="pagination__item">3</li>  
  </ul>  
  <div class="pagination__next">次</div>  
</div>
```

Block



Element



modifier



`pagination__item_current_true`

Block



Element



modifier



```
pagination__item_current_true
```

property



value



MindBeming

mod-gallery-image--current

構造を整理しよう

スタイルガイド

パーツのガイドライン

- 4x 307001
- 4x 306901
- 1x 4121934
- 1x 366521
- 1x 4180419
- 1x 4180409
- 1x 4521852
- 4x 4520782
- 2x 302421
- 5x 302221
- 2x 243121
- 5x 383221
- 3x 302021
- 1x 4160866
- 1x 4161329
- 2x 302024
- 1x 383224
- 2x 366624
- 3x 371024
- 2x 300524
- 4x 362224
- 2x 287724
- 2x 4504381
- 6x 428724
- 3x 4247771
- 2x 302424
- 2x 242024
- 2x 302124
- 2x 4243817
- 2x 4121715
- 4x 4514845
- 1x 4258354
- 1x 434926
- 2x 247926
- 1x 300426
- 2x 654126
- 1x 329826
- 3x 302326
- 1x 3005740
- 1x 4244363
- 4x 4226179
- 1x 4496442
- 6x 4558953
- 2x 4529241
- 3x 4211517
- 2x 4211397
- 1x 4211452
- 1x 4211369
- 2x 4541978
- 2x 4211350
- 2x 4244627
- 7x 4211525
- 1x 4211807
- 1x 4211081
- 2x 4211108
- 2x 4161673
- 4x 4504378
- 2x 4540386
- 2x 4210719
- 1x 4527082
- 2x 4211055
- 1x 4211133
- 2x 4211065
- 4x 4211119
- 1x 4277928
- 1x 4196768



Customer Service
 Kundenservice
 Service Consommateurs
 Servicio Al Consumidor

www.lego.com/service or dial

-
- : 00800 5346 5555
- : 1-800-422-5346



[Sign In](#)

[Customer Service](#)

[Find a Store](#)



[Coffee](#)

Beans Blends Brewing

[Menu](#)

Drinks Food Nutrition

[Coffeehouse](#)

Music Wi-Fi Community

[Responsibility](#)

Values Goals Progress

[Card](#)

Register Reload Rewards

[Shop](#)

Search Compare Buy

GIFT OF THE WEEK

MONDAY 12/2-SUNDAY 12/8

Starbucksの場合

SAVE 25%

STARBUCKS®
CHRISTMAS BLEND
COFFEES

GIFT OF THE WEEK

Something for Everyone

Verismo

The gift of perfect coffee



Create Wonder, Share Joy



Red cups filled with joy

GIFT OF THE WEEK

Discover special savings each week on specially selected gifts. From us to you.

Find us on [Facebook](#)

Follow us on [twitter](#)

Join [My Starbucks Idea](#)

[What's New](#)

[Rebuilding an American Dream in East Liverpool, Ohio](#)

[See More](#)

[Red Cups Filled with Joy](#)



[A Very Merry Trio](#)



[Register & Get Free Drinks](#)




Promo Layout B

945 x 192





Summary Headline

There are, of course, the Opus Collections, which focus on artists who've created momentous bodies of work. Your Peggy Lee. Your John Coltrane. Your John Lennon. Finally, there are compilations created to complement a mood or moment in time – perhaps a 4th of July patio party or, in the case of our new collection, *Sunrise*, mornings when there's time to settle in with a cup of coffee and the morning paper.

Find a Store

This area is a bunch of albums

					
144 x 144	144 x 144	144 x 144	144 x 144	144 x 144	144 x 144
Lorem Ipsum Something	A Great Thing!	This is Wonderful	Happy Wednesday	This is a title	Try this one, it's great!
This is a title					

<http://www.starbucks.com/static/reference/styleguide/>

Got a Great Idea?

Selectors

Amount Selector:

Amount on Card *



Currency Selector:

Currency *



Greeting Card Selector:

Choose one of these splendid designs



STANDARD
[See Detail](#)
Free



HAPPY BIRTHDAY
[See Detail](#)
\$2.95



THANK YOU
[See Detail](#)
\$2.95



JUST BECAUSE
[See Detail](#)
\$2.95

<http://www.starbucks.com/static/reference/styleguide/>

Payment Method Selector:



Search or type a command



Explore Gist Blog Help

yomotsu



yomotsu

News Feed

News Feed

Pull Requests

Issues

Stars

GitHub Bootcamp If you are still new to things, we've provided a few walkthroughs to get you started.

GitHubの場合



1 Set up Git

A quick guide to help you get started with Git.



2 Create repositories

Repositories are where you'll work and collaborate on projects.



3 Fork repositories

Forking creates a new, unique project from an existing one.



4 Be social

Send pull requests, follow friends. Star and watch projects.



You've been added to the **pxgrid** organization!

Here are some quick tips for a first-time organization member

Use the switch context button in the upper left corner of this screen to switch between your personal context (yomotsu) and any organizations you are a member of.



After you switch contexts you'll see an organization-focused dashboard that lists out organization repositories and activities.



Descriptive error messages for failed GitHub Pages builds

Failed builds for GitHub Pages site now generate descriptive error messages so that you can more easily troubleshoot what went wrong.

x hide this broadcast

View 162 new broadcasts

Repositories you contribute to

w3c/csswg-test	41 ★
pxgrid/codegrid-draft	0 ★
pxgrid/js-flipsnap	159 ★
pxgrid/js-flipsnap	0 ★



2 hours ago

tacamy pushed to **master** at **pxgrid/codegrid-draft**



905c8b9 サンプルコードで実例を見せる

Button (button.button)	Button (a.button)	
Button (button.button)	Button (a.button)	:hover
Button (button.button)	Button (a.button)	:active
Button (button.button)	Button (a.button)	:disabled
Button (button.button)	Button (a.button)	.disabled
Button (button.button)	Button (a.button)	.primary
Button (button.button)	Button (a.button)	.primary:hover
Button (button.button)	Button (a.button)	.primary:active
Button (button.button)	Button (a.button)	.primary:disabled
Button (button.button)	Button (a.button)	.primary.disabled
Button (button.button)	Button (a.button)	.danger
Button (button.button)	Button (a.button)	.danger:hover

<https://github.com/styleguide/css/5.0>



Search or type a command

Explore Gist Blog Help

yomotsu

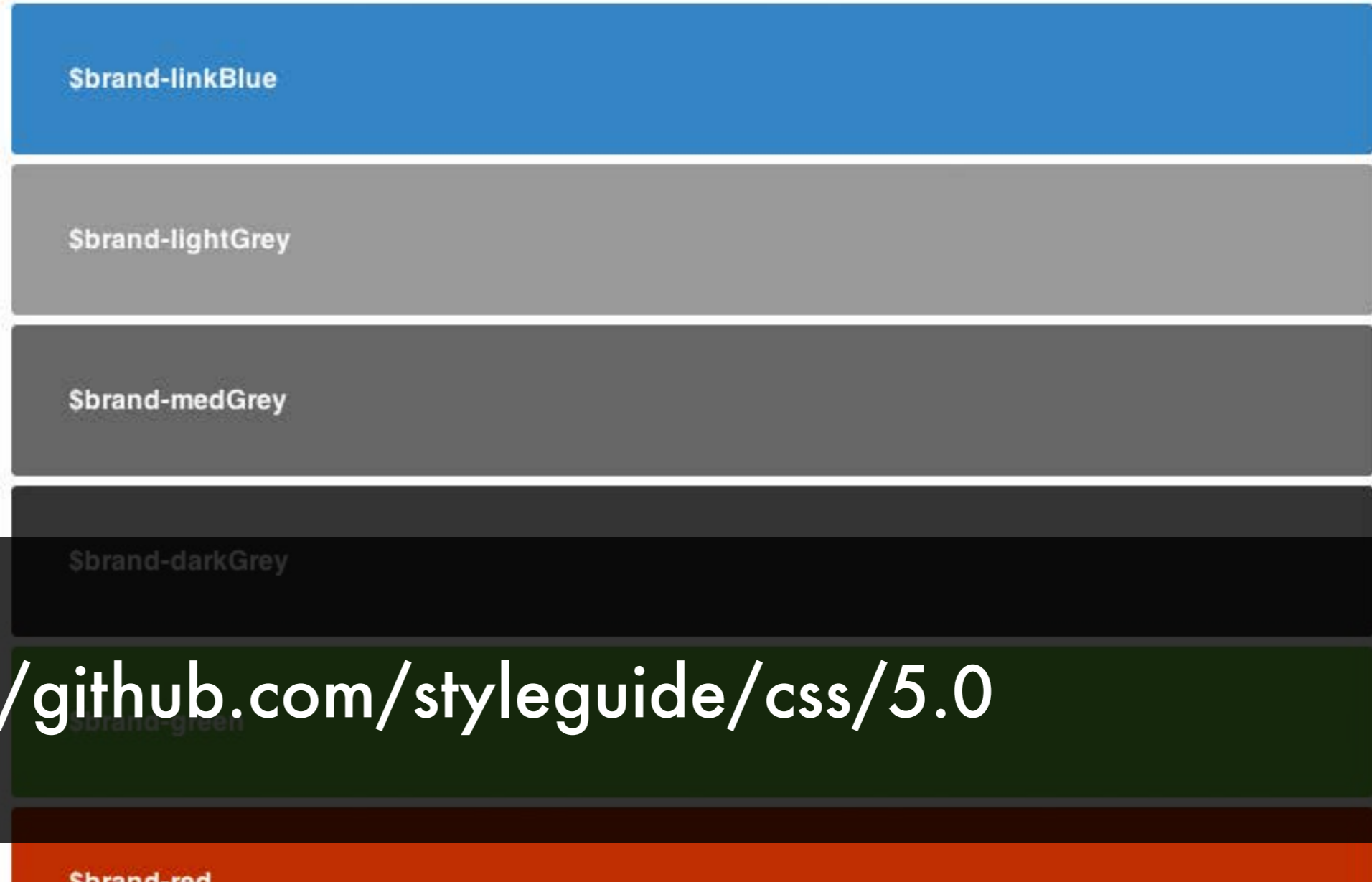
CSS Styleguide

- Overview
- Styling & CSS**
- Markup & Templates
- Behavior & JavaScript
- Ruby
- Words
- Mobile

- 0. Overview
- 1. Buttons
- 2. Forms
- 3. Source Code
- 4. Text Styling
- 5. Listings
- 6. Boxed Groups
- 7. Icons
- 8. Navigation
- 9. Behavior
- 10. Discussion
- 11. Colors**
- 12. Animations
- 13. Select Menu
- 14. Blank slate
- 15. Alerts

11.1

Brand colors



A vertical stack of six color swatches, each with a label to its left. The swatches are: a blue rectangle labeled 'Sbrand-linkBlue', a light grey rectangle labeled 'Sbrand-lightGrey', a medium grey rectangle labeled 'Sbrand-medGrey', a dark grey rectangle labeled 'Sbrand-darkGrey', a dark green rectangle labeled 'Sbrand-green', and a red rectangle labeled 'Sbrand-red'.

<https://github.com/styleguide/css/5.0>

パーツ化をしたら、管理しよう

CSS講座-ムカ-ク

Bootstrap

Sleek, intuitive, and powerful mobile first front-end framework for faster and easier web development.

Foundation

The most advanced responsive front-end framework in the world.

[Download Foundation 5](#)



Skeleton

[What & Why](#)

[Grid](#)

[Typography](#)

[Buttons](#)

[Forms](#)

[Media Queries](#)

[Support](#)

A Beautiful Boilerplate for Responsive, Mobile-Friendly Development

[Tweet](#) 3,862

- Bootstrap
- Foundation
- Skeleton

- Bootstrap



- Foundation



- Skeleton

派生的なプラグインが充実

- プロトタイプ
- レスポンシブWebデザイン
- コンテンツのパーツ化
- スタイルガイド

ゼロから準備はたいへん！

bootstrap.less

```
// Core variables and mixins
@import "variables.less";
@import "mixins.less";

// Reset
@import "normalize.less";
// @import "print.less";

// Core CSS
@import "scaffolding.less";
@import "type.less";
@import "code.less";
@import "grid.less";
// @import "tables.less";
// @import "forms.less";
@import "buttons.less";
```

不要な機能は
使わなくてもよい

Glyphicons

Available glyphs

How to use

Examples

Dropdowns

Button groups

Button dropdowns

Input groups

Navs

Navbar

Breadcrumbs

Pagination

Labels

Badges

Jumbotron

Page header

Thumbnails

Alerts

Progress bars

Media object

List group

Glyphicons

Available glyphs

Includes 200 glyphs in font format from the Glyphicon Halflings set. [Glyphicons](#) Halflings are normally not available for free, but their creator has made them available for Bootstrap free of cost. As a thank you, we only ask that you to include a link back to [Glyphicons](#) whenever possible.

 glyphicon glyphicon-adjust	 glyphicon glyphicon-align-center	 glyphicon glyphicon-align-justify	 glyphicon glyphicon-align-left	 glyphicon glyphicon-align-right	 glyphicon glyphicon-arrow-down	 glyphicon glyphicon-arrow-left	 glyphicon glyphicon-arrow-right
 glyphicon glyphicon-arrow-up	 glyphicon glyphicon-asterisk	 glyphicon glyphicon-backward	 glyphicon glyphicon-ban-circle	 glyphicon glyphicon-barcode	 glyphicon glyphicon-bell	 glyphicon glyphicon-bold	 glyphicon glyphicon-book
 glyphicon glyphicon-bookmark	 glyphicon glyphicon-briefcase	 glyphicon glyphicon-bullhorn	 glyphicon glyphicon-calendar	 glyphicon glyphicon-camera	 glyphicon glyphicon-certificate	 glyphicon glyphicon-check	 glyphicon glyphicon-chevron-down
 glyphicon	 glyphicon	 glyphicon	 glyphicon	 glyphicon	 glyphicon	 glyphicon	 glyphicon

スタイルガイドの
下地にできる

Select a Category

Enter search terms

Search

Themes & templates to make your things awesome



Sort: [Popular](#) · [Newest](#) · [Bestselling](#) · [Price \(low\)](#) · [Price \(high\)](#)

Branch: [All](#) · [3.x](#) · [2.x](#)

Page 1 of 19

Ace - Responsive Admin Template



\$18 7312

Released 7 months ago

Unify - Responsive Website Template




\$16 4010

Released 7 months ago

有償のテーマやテンプレートも
利用可能

Treble - One Page Responsive Theme



Canvas Admin - Responsive Admin Theme



**CSSフレームワークを使うなら
要件定義や設計段階から決めておく**

ビルドタスクはGruntが主流に






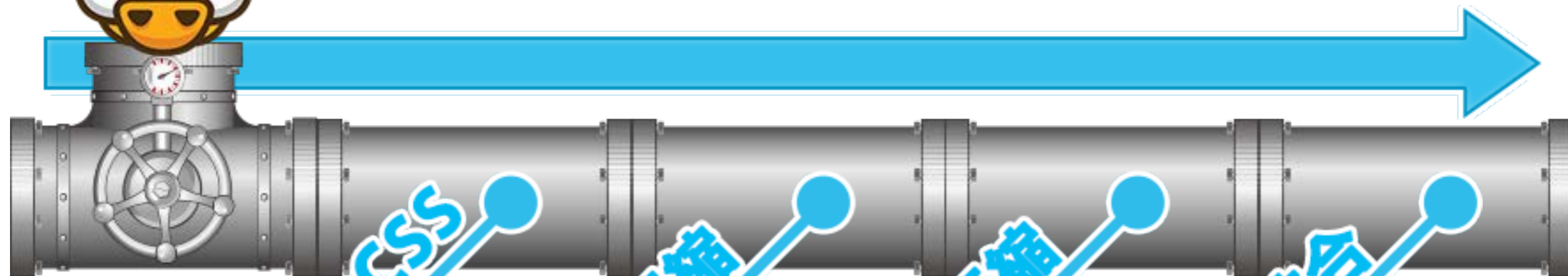
style.scss

tab.js

calendar.js



CSS



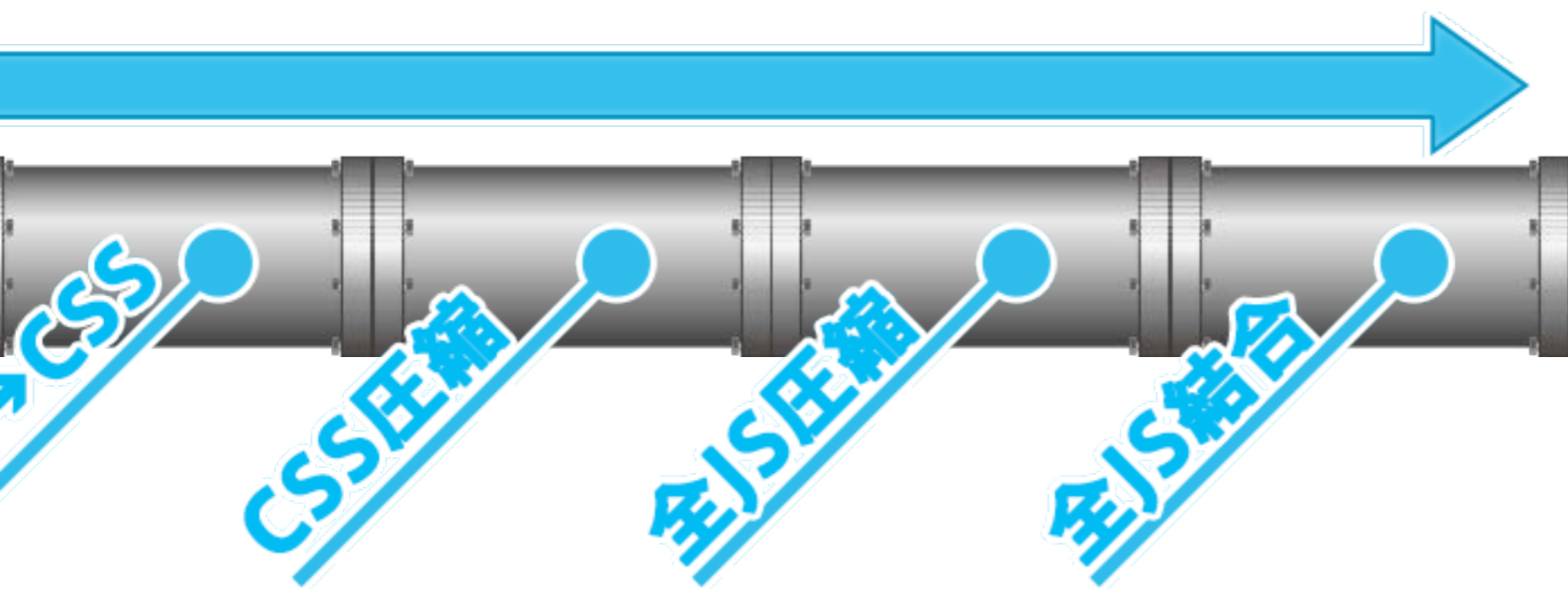
Sass → CSS

CSS 压缩

全JS 压缩


全JS 结合

dar.js




style.min.css


script.min.js



その他のパイプも自由に組み合わせ可能



- 好きな後処理を組み立て可能なGrunt
 - scss (Sass) をCSSに変換
 - CSSを圧縮
 - JSの結合
 - JSの圧縮
- 保存するたびに自動実行可能

進化を続けるInternet Explorer

10月17日

IE11リリース





Internet Explorer のバージョン情報



バージョン: 11.0.9600.16438
更新バージョン: 11.0.1 (KB2888505)
製品 ID: 00150-20000-00003-AA459

新しいバージョンを自動的にインストールする(I)

© 2013 Microsoft Corporation. All rights reserved.(M)

閉じる(C)





WebKitと決別したChrome

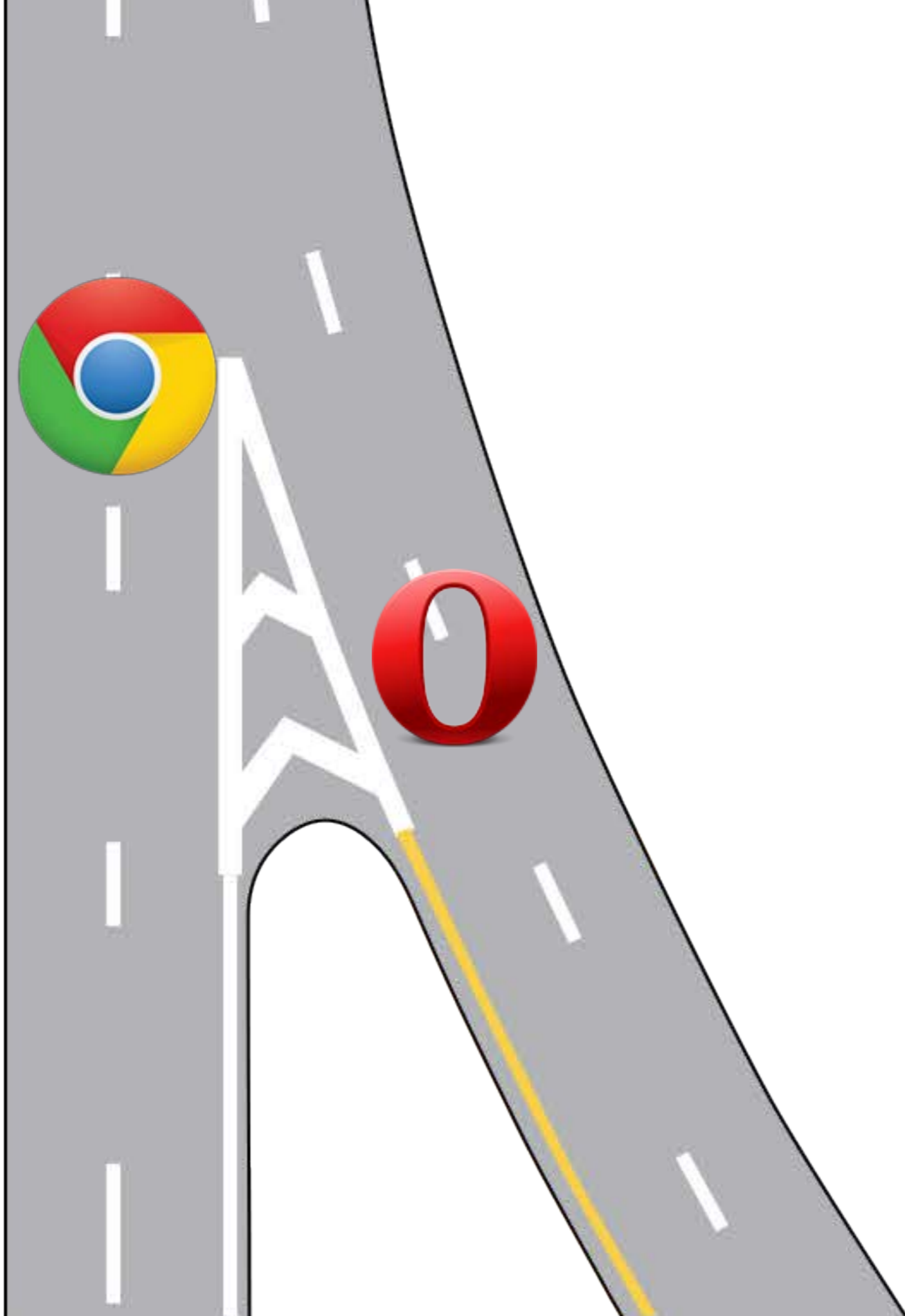






ChromeはBlinkエンジンへ...

ますます存在感を失うOpera



Opera 15以降はChromiumベース

ま と め

環境や方法が変化した年

CSS Preprocessorで コードを整理しよう

パーツ化をしよう



パーツを管理しよう



Customer Service
 Kundenservice
 Service Consommateurs
 Servicio Al Consumidor

www.lego.com/service or dial

: 00800 5346 5555
 : 1-800-422-5346

Bootstrap

Sleek, intuitive, and powerful mobile first front-end framework for faster and easier web development.

Foundation

CSSフレームワークを

The most advanced responsive front-end framework in the world.

これらに活かせるか検討する価値アリ

Download Foundation 5

Skeleton

What & Why

Grid

Typography


Buttons

Forms

Media Queries

Support

A Beautiful Boilerplate for Responsive, Mobile-Friendly Development

 Tweet 3,862

ブラウザの進化にも注目

Blink



WebKit



ありがとうございました

