

CSSnITE

LPO2

Sass

2014.2.15

A young girl with brown hair in a bun, wearing black-rimmed glasses, is reading a light blue book. The book's cover has the title "Princess in the Spotlight" written on it. She is looking down at the pages. In the background, there are white horizontal blinds. A thought bubble is positioned above her head, containing the text "Why Sass?".

Why Sass?

Sass



Hiroki Tani

Front-end Engineer

CyberAgent, Inc

inkdesign.jp



Sass & Compass徹底入門

CSS のベストプラクティスを効率よく実現するために

監修：石本光司（株式会社サイバーエージェント）

監訳・翻訳：トップスタジオ

原書：Sass and Compass in Action (Manning)

原著者：Wynn Netherland/Nathan Weizenbaum/
Chris Eppstein/Brandon Mathis

価格（予定）：2,800円＋税

仕様（予定）：264ページ

発行：翔泳社

2014/3/17
発売予定

Sass



GRUNT



YEOMAN

Sass



stylus

Jenkins









Why need

Sass?

なぜ、Sassが必要なのか

Designer





Programmer



Sass



A close-up photograph of a woman with dark hair and black-rimmed glasses. She has a surprised or shocked expression, with wide eyes and slightly open lips. A white thought bubble with a black outline is positioned in front of her, containing the text "OMG...". The background is blurred, showing what appears to be a colorful striped garment.

OMG...

What does
Sass do?

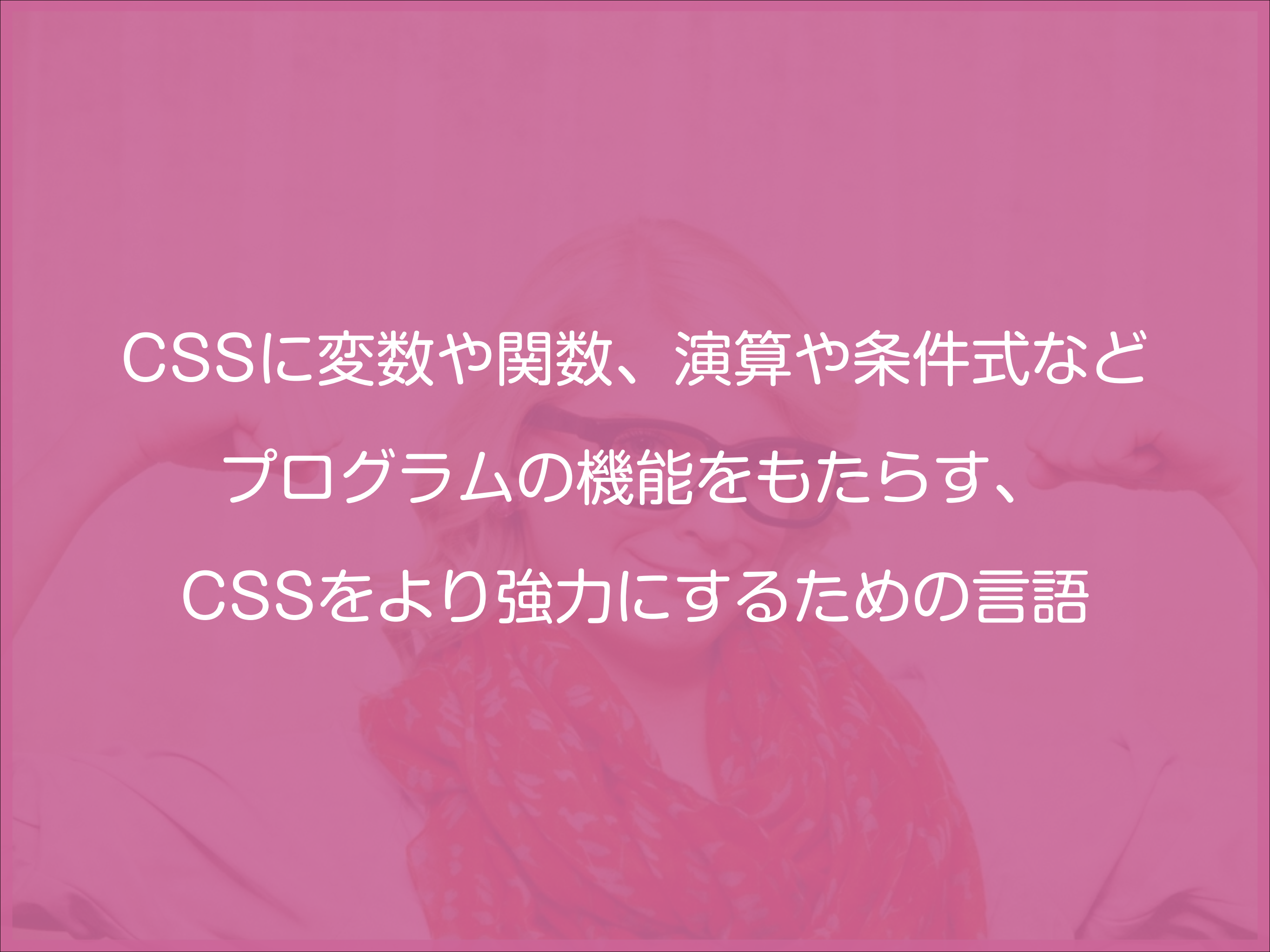
Sassは何をしてくれるのか





CSSにプログラムの性質を与える

CSS拡張メタ言語



CSSに変数や関数、演算や条件式など
プログラムの機能をもたらす、
CSSをより強力にするための言語



CSSに変数や関数、演算や条件式など

プログラムの機能をもたらす、

CSSをより強力にするための言語

Sass




```
ul {
  margin: 0;
  padding: 0;
  list-style: none;
}

li {
  display: inline-block;
}

a {
  display: block;
  padding: 6px 12px;
  text-decoration: none;
}
```



```
ul {  
  margin: 0;  
  padding: 0;  
  list-style: none;  
}  
  
li {  
  display: inline-block;  
}  
  
a {  
  display: block;  
  padding: 6px 12px;  
  text-decoration: none;  
}
```




Hampton Catlin
@hcatlin



Nathan Weizenbaum
@nex3

ul

```
margin: 0  
padding: 0  
list-style: none
```

li

```
display: inline-block
```

a

```
display: block  
padding: 6px 12px  
text-decoration: none
```


ul

margin: 0

padding: 0

list-style: none

└─

li

display: inline-block


a

display: block

padding: 6px 12px

text-decoration: none


```
ul {  
  margin: 0;  
  padding: 0;  
  list-style: none;  
}  
  
li {  
  display: inline-block;  
}  
  
a {  
  display: block;  
  padding: 6px 12px;  
  text-decoration: none;  
}
```

CSSに変数や関数、演算や条件式など
プログラムの機能をもたらす、
CSSをより強力にするための言語

```
$font-stack: Helvetica, sans-serif;  
$primary-color: #333;
```

```
body {  
  font: 100% $font-stack;  
  color: $primary-color;  
}
```



```
.container { width: 100%; }
```

```
article[role="main"] {  
  float: left;  
  width: 600px / 960px * 100%;  
}
```

```
aside[role="complimentary"] {  
  float: right;  
  width: 300px / 960px * 100%;  
}
```

```
$type: monster;
```

```
p {  
  @if $type == ocean {  
    color: blue;  
  } @else if $type == matador {  
    color: red;  
  } @else if $type == monster {  
    color: green;  
  } @else {  
    color: black;  
  }  
}
```


How to use

Sass?

Sassは、どうやって使うのか



`.sass`


or



`.SCSS`



or



?

.sass

or

.SCSS



.sass

or

.SCSS

Compile!



.CSS



.CSS





Log



All Files Styles Scripts Pages Images

 /index.php


 /scripts/jquery.js
This file does not directly compile.


 /scripts/pageController.js


 /scripts/min/pageController.js

 /scripts/storeController.js
/scripts/min/storeController.js

 /store/storePage.haml
/store/storePage.html

 /styles/about.sass
/css/about.css

 /styles/main.less
/css/main.css

 /styles/store.styl
/css/store.css



JavaScript

Do not compile

Check Syntax With:


JSHint

When Processing:

Concatenate, then minify

Check Syntax

Imports:

 jquery.js

Imported By:

Process

Why Choose
Sass?

なぜ、Sassを選ぶのか

stylus

{less}

Sass - チュートリアル

この文書は古いSassウェブサイトに載っていたチュートリアルの訳で、2013年12月現在もう新しいウェブサイトには存在しません。新しいウェブサイトでのチュートリアルにあたるSassの基本の日本語訳を参照してください。

Translation of: [Sass - Tutorial](#)

Ruby と Sass のインストール

まず、Sass がちゃんと動作するようにします。OS X を使用しているのなら、既に Ruby がインストールされているでしょう。Windows ユーザーならば Ruby の [Windows インストーラー](#) で、Linux ユーザーならばパッケージ・マネージャーでそれぞれ Ruby をインストールすることが出来ます。

Ruby のインストールが完了したら、以下のようにして Sass のインストールを行います:

```
gem install sass
```

最初の Sass スタイルシート

[Install](#)[Learn Sass](#)[Documentation](#)[Get Involved](#)

CSS with superpowers



Sass is the most mature, stable, and powerful professional grade CSS extension language in the world.

[Current Release: Media Mark \(3.2.12\)](#)[Release Notes](#)[Fork on Github](#)

CSS COMPATIBLE

Sass is completely compatible with all versions of CSS. We take this compatibility seriously, so that you can seamlessly use any available CSS

libraries

FEATURE RICH

Sass boasts more features and abilities than any other CSS extension language out there. The Sass Core Team has worked

endlessly to not only keep up, but

MATURE

Sass has been actively supported for almost 7 years by its loving Core Team.



Sass.

{style with attitude}



Sass.

{style with attitude}









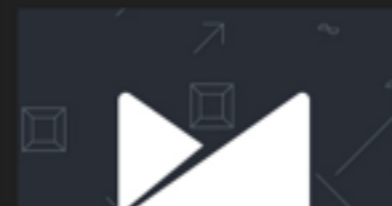
Compass is an open-source *CSS Authoring Framework*.

♥ Why designers love Compass.

1. Experience cleaner markup without presentational classes.
2. It's chock full of the web's best [reusable patterns](#).
3. It makes creating [sprites](#) a breeze.
4. Compass mixins make [CSS3](#) easy.
5. Create beautiful [typographic rhythms](#).
6. Download and create extensions with

✓ Compass uses Sass.

[Sass](#) is an extension of CSS3 which adds nested rules, variables, mixins, selector inheritance, and more. Sass generates well formatted CSS and makes your stylesheets easier to organize and maintain.



Check out the **Top 100 Email Marketing Campaigns eBook** from Campaign Monitor.

[Powered by Fusion](#)

Don't rely too much on

Sass

Sassは、ただのツール



“If you write poor CSS,
a pre-processor won't make it suck less.”

- Bermon Painter



```
.mod_listType1 {
  section {
    margin-bottom:1em;
  }
  h1 {
    margin:0 0 .5em .5em;
    font-size:fz(15);
    -webkit-text-shadow:0px 1px 0px rgba(255,255,255,0.75);
    text-shadow:0px 1px 0px rgba(255,255,255,0.75);
  }
  ul {
    background-color:#ffffff;
    border:#c3c3c3 1px solid;
    overflow:hidden;
    @include radius(12px);
    li {
      border-top:#C3C3C2 1px solid;
      margin-top:-1px;
      margin-bottom:1px;
      font-size:fz(16);
      &:first-child {
        a.disable {
          @include radius-tr(12px);
          @include radius-tl(12px);
        }
      }
      &:last-child {
        a.disable {
          @include radius-br(12px);
        }
      }
    }
  }
}
```



```
-webkit-border-radius:42%/50%;  
border-radius:42%/50%;  
-webkit-text-shadow:none;  
text-shadow:none;  
font-size:fz(10);  
color:#ffffff;  
line-height:1;  
    }  
  }  
}  
}  
}  
/* mod_listType3 */  
.mod_listType3 {  
  @extend .mod_listType1;  
  ul {  
    @include radius(0px);  
    -webkit-box-shadow:none;  
    box-shadow:none;  
    li {  
      a {  
        &::after {  
          display:none;  
        }  
      }  
    }  
  }  
}
```

```
/* listType */
.mod_listType1 section, .mod_listType3 section, .mod_listType4 section, .mod_listType5
section, .mod_listType8 section, .mod_listType7 section {
  margin-bottom: 1em;
}
.mod_listType1 h1, .mod_listType3 h1, .mod_listType4 h1, .mod_listType5 h1, .mod_listType8
h1, .mod_listType7 h1 {
  margin: 0 0 .5em .5em;
  font-size: 15px;
  -webkit-text-shadow: 0px 1px 0px rgba(255, 255, 255, 0.75);
  text-shadow: 0px 1px 0px rgba(255, 255, 255, 0.75);
}
.mod_listType1 ul, .mod_listType3 ul, .mod_listType4 ul, .mod_listType5 ul, .mod_listType8
ul, .mod_listType7 ul {
  background-color: #ffffff;
  border: #c3c3c3 1px solid;
  overflow: hidden;
  border-radius: 12px;
}
.mod_listType1 ul li, .mod_listType3 ul li, .mod_listType4 ul li, .mod_listType5 ul li, .mod_listType8 ul
li, .mod_listType7 ul li {
  border-top: #C3C3C2 1px solid;
  margin-top: -1px;
  margin-bottom: 1px;
  font-size: 16px;
}
.mod_listType1 ul li:first-child a.disable, .mod_listType3 ul li:first-child a.disable, .mod_listType4 ul
li:first-child a.disable, .mod_listType5 ul li:first-child a.disable, .mod_listType8 ul li:first-child
a.disable, .mod_listType7 ul li:first-child a.disable {
  border-radius: 12px;
  border-radius: 12px;
}
.mod_listType1 ul li:last-child a.disable, .mod_listType3 ul li:last-child a.disable, .mod_listType4 ul
li:last-child a.disable, .mod_listType5 ul li:last-child a.disable, .mod_listType8 ul li:last-child
a.disable, .mod_listType7 ul li:last-child a.disable {
  border-radius: 12px;
}
```

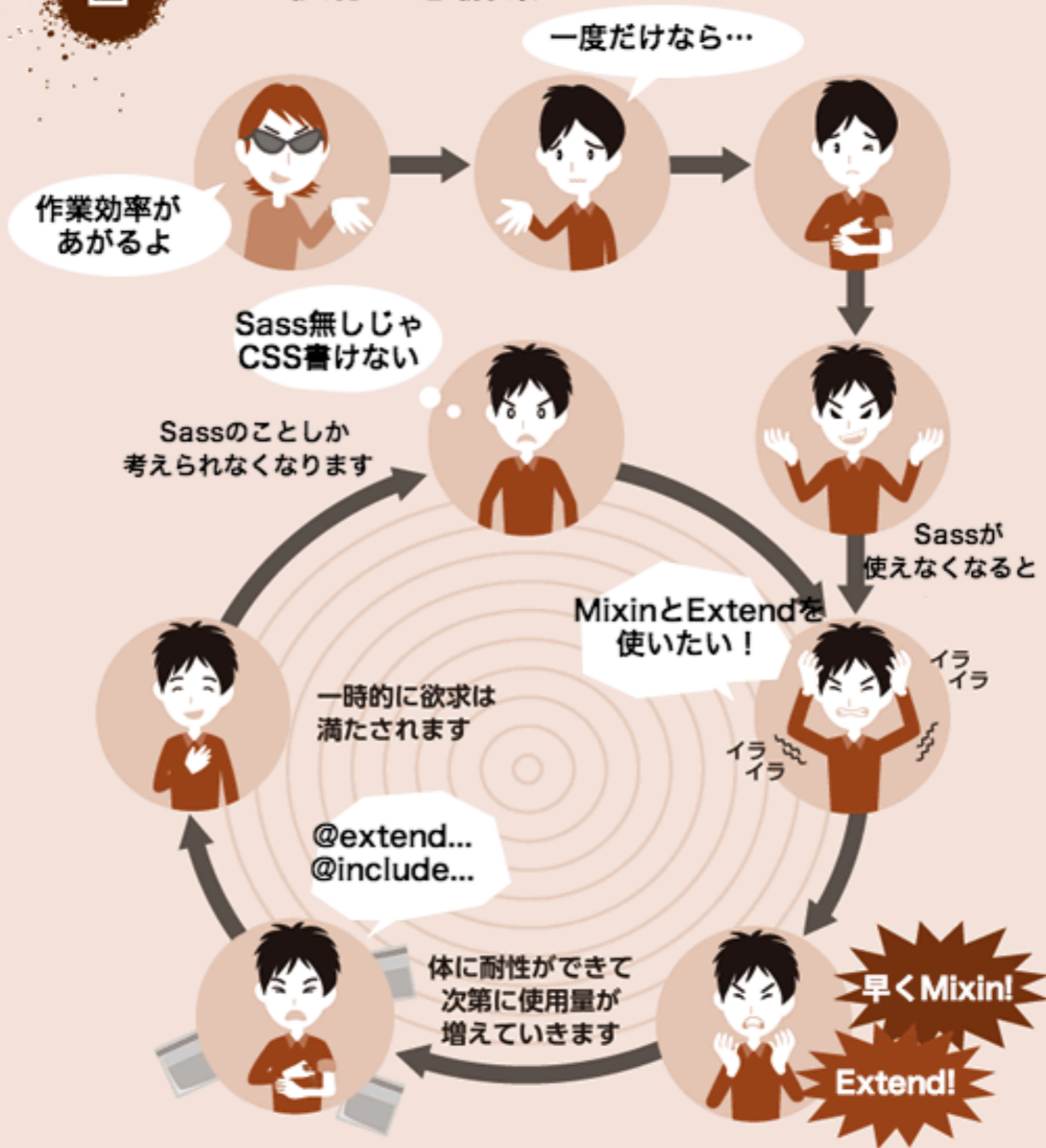


```
border-radius: 12px;
border-radius: 12px;
}
.mod_listType1 ul li:last-child a.disable, .mod_listType3 ul li:last-child a.disable, .mod_listType4 ul
li:last-child a.disable, .mod_listType5 ul li:last-child a.disable, .mod_listType8 ul li:last-child
a.disable, .mod_listType7 ul li:last-child a.disable {
border-radius: 12px;
border-radius: 12px;
}
.mod_listType1 ul li a, .mod_listType3 ul li a, .mod_listType4 ul li a, .mod_listType5 ul li
a, .mod_listType8 ul li a, .mod_listType7 ul li a {
display: block;
width: 100%;
padding: .75em .7em;
box-sizing: border-box;
-webkit-text-shadow: 1px 1px 2px rgba(0, 0, 0, 0.25);
text-shadow: 1px 1px 2px rgba(0, 0, 0, 0.25);
position: relative;
}

.mod_listType1 ul li a::after, .mod_listType3 ul li a::after, .mod_listType4 ul li
a::after, .mod_listType5 ul li a::after, .mod_listType8 ul li a::after, .mod_listType7 ul li
a::after, .mod_listType8 ul li a::after, .mod_listType9 ul li a::after, .mod_listType11 ul li
a::after, .mod_listType12 ul li a::after, .mod_listType13 ul li a::after, .mod_listType14 ul li a::after {
display: block;
width: 9px;
height: 14px;
position: absolute;
top: 50%;
right: 1em;
margin-top: -10px;
content: "]";
font-size: 12px;
color: brown;
-webkit-text-shadow: none;
text-shadow: none;
}
```



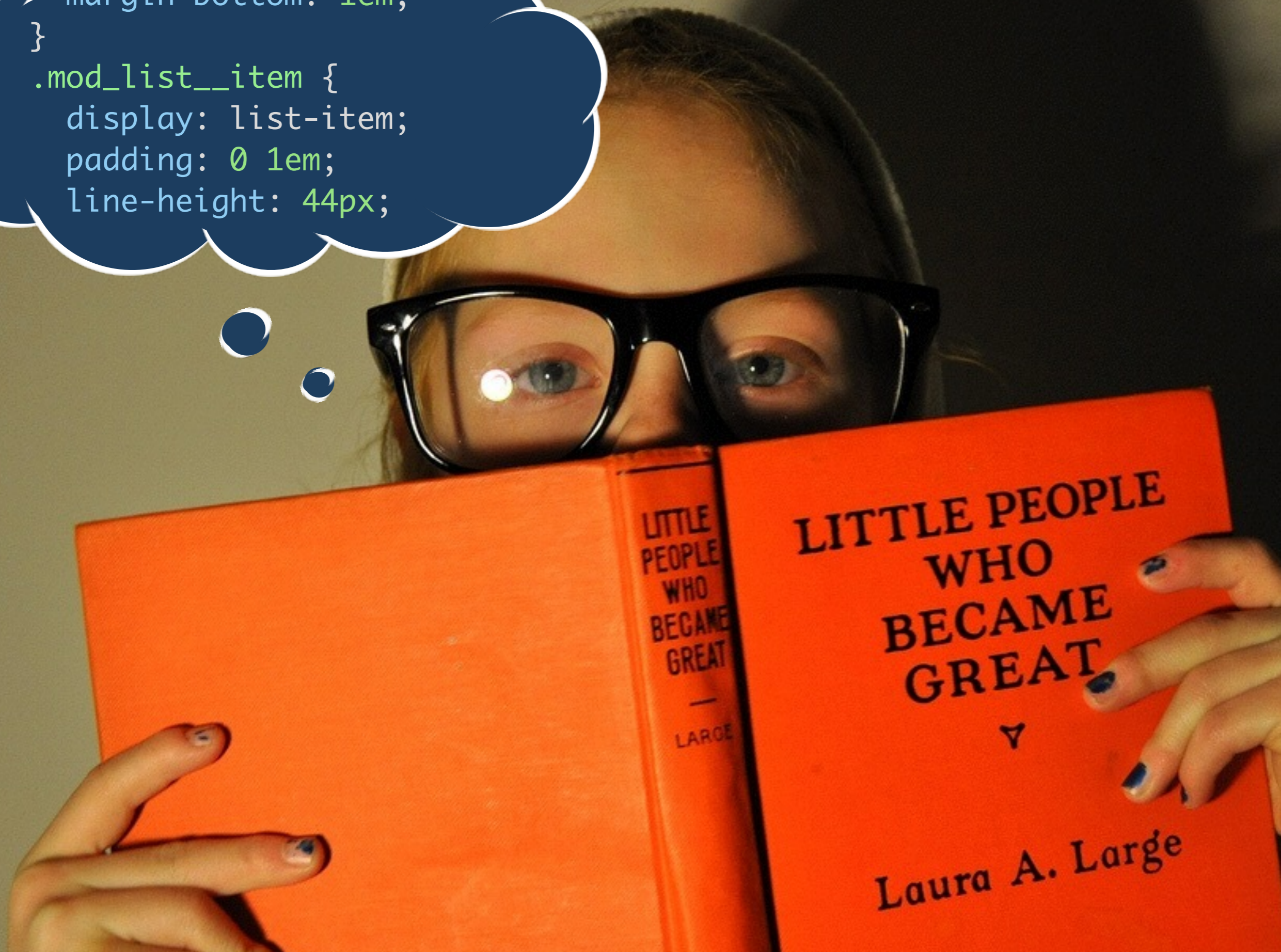
Sass依存の悪循環



【依存性】... Sassに頼りすぎてしまうと、SassなしではCSSが書けなくなる

【耐性】... Sassを繰り返し使い続けているうちに、出力されるCSSのことを何も考えなくなる


```
margin-bottom: 1em;  
}  
.mod_list__item {  
  display: list-item;  
  padding: 0 1em;  
  line-height: 44px;
```





Sass

makes CSS fun again.



Thanks!



hiloki



inkdesign.jp